



Diocese of Sioux Falls

The priests ordained to serve us

SET Ablaze



Current Priest Statistics

Currently Serving Parishes

There are 75 priests serving parishes in the diocese

- 70 active, diocesan priests serving parishes
- 5 religious order priests
 - 2 serving parishes in Mitchell
 - 2 serving Crow Creek Reservation parishes
 - 1 serving parishes in Yankton

The age range of current priests is from 28 to 79 and the median age is 57

Currently 8 of 75 (10.7%) priests eligible to retire



Current Priest Statistics

Currently Serving Other Ministries

Additionally, there are 10 priests serving in other ministries

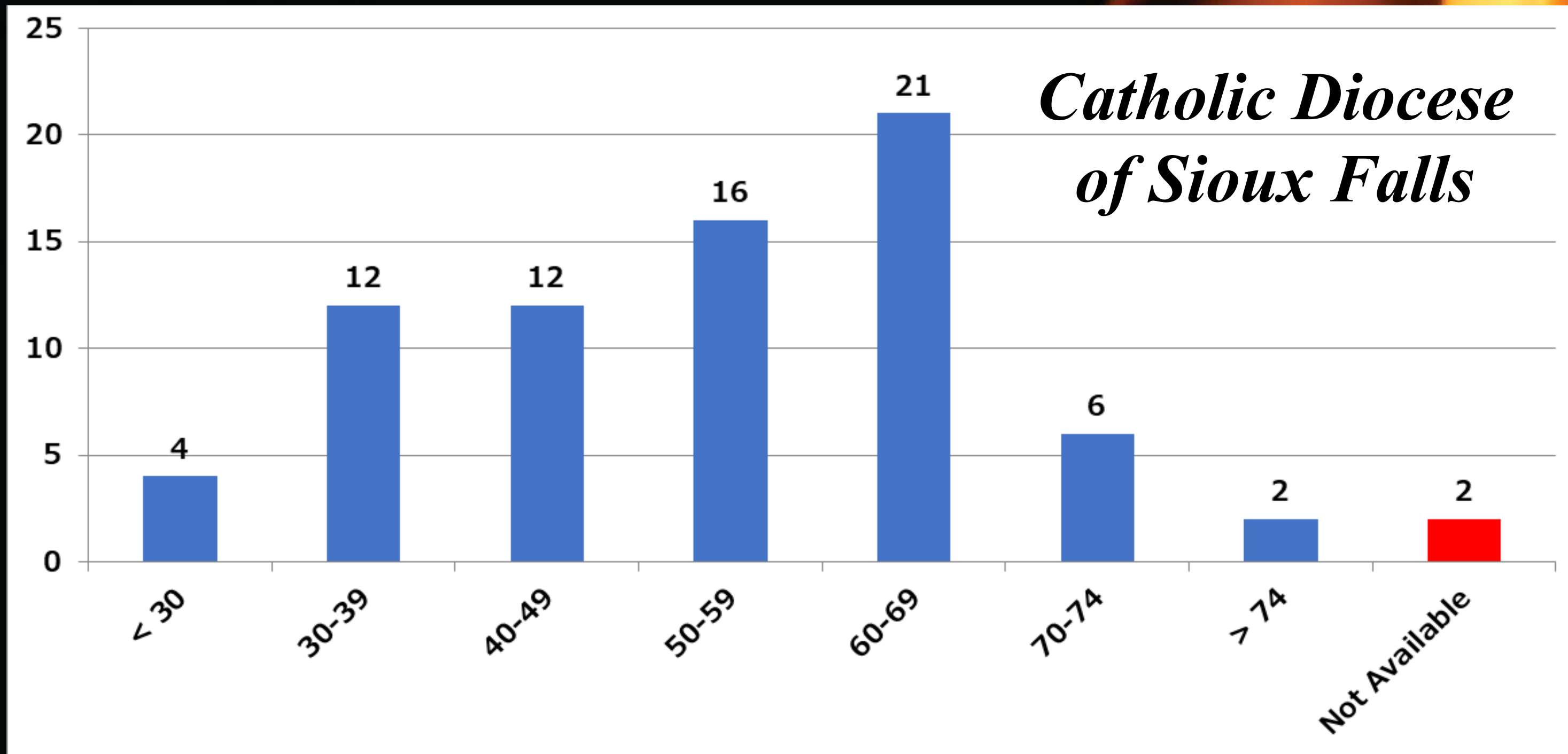
- 6 priests assigned to ministries within the diocese (faculty, hospital, chancery, etc.)
- 4 priests assigned to ministries outside the diocese

The age range of these priests is from 40 to 63 and the median age is 54

None of these priests are currently eligible to retire



Age Range of Priests Serving Parishes



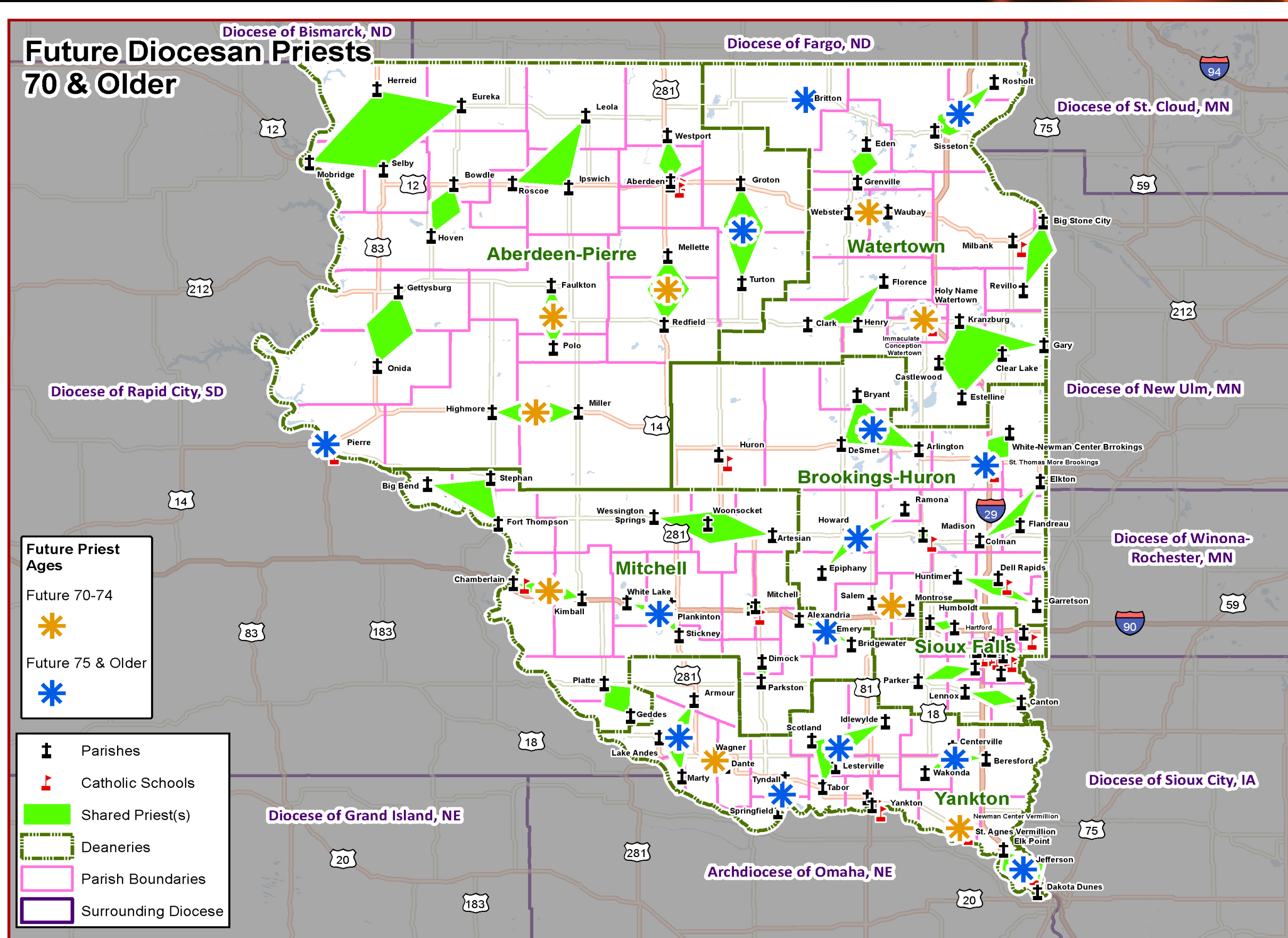


Priest Age & Modeling Assumptions

- Ages calculated through 12/31/2022
- Only priests currently serving parishes were factored into the model
- Current associates will become pastors within 10 years (does not include religious order priests)
- No new religious order priests in 10 years
- 10-year projections assume all priests will be eligible to retire at age 70
- Estimated average # of ordinations/year is 1.5 (15 in next 10 years)
- Estimated $\frac{1}{4}$ of all ordinations will be pastors in 10 years (4 total)
- Remaining will be associates (11 total)

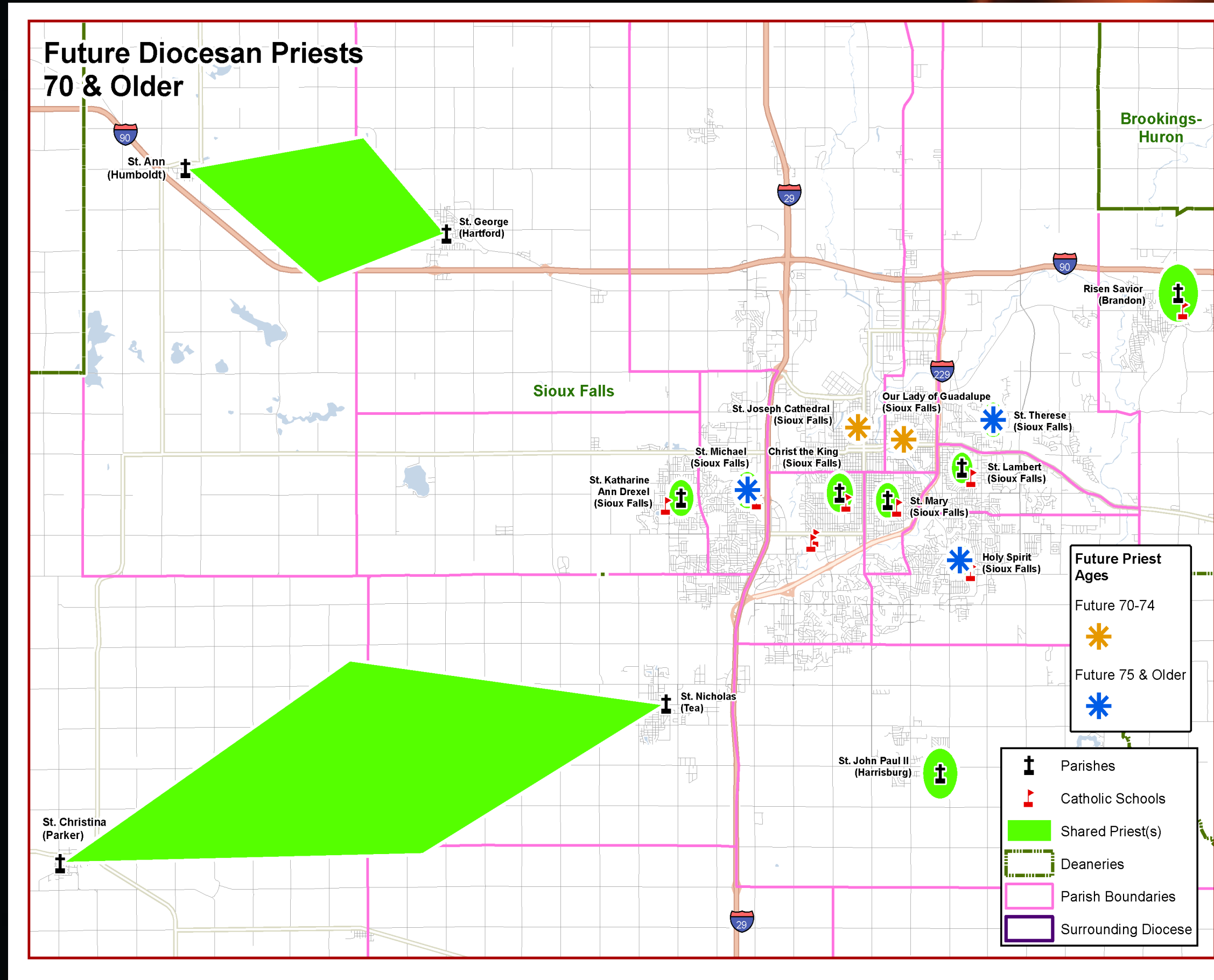


Future (10 years) Diocesan Priests 70 & Older





Future (10 years) Diocesan Priests 70 & Older - Sioux Falls Focus





10-Year Projections – Priests Available

Priests	2022		2032 Estimates	Calculation / Reference
All priests serving in assigned ministry	85	A	100	A + B
Less: Assigned priests in specialized ministries (e.g. chaplains)	10		10	
Active priests serving in parishes in the diocese	75		90	
Less: Priests serving as parochial vicars	9		11	C
Less: Religious order priests serving as pastors	2		2	
Less: Religious order priests serving as parochial vicars	3		3	
Total diocesan priests eligible to serve as pastors	61		74	
Less: Those eligible for retirement from assigned ministry	8		29	
Total non-retirement age diocesan priests eligible to be pastors	53		45	
60%- estimated number of diocesan priests identified to embody the disposition, gifts, abilities, and capacities to serve as pastor in a "pastorate model" for priest resourcing			27	
Ordination assumptions:				
Priests ordained in next 10 years (historical avg. of 1.5/year)			15	B
% Ordained who would be appointed a pastor at some point in the next 10 years			25%	
Total newly ordained that become pastors			4	
Total newly ordained that are parochial vicars			11	C



Modeling and Feedback to Follow in October, 2022

